

NEED a LIFT?

IMI's lift magnets won't leave you hanging. **MAG-MATE®**



BASICLIFT™

CREATIVE LIFT®



POWERLIFT®

VERSALIFT™

INDUSTRIAL MAGNETICS, INC.

PERMANENT CERAMIC LIFT MAGNETS

BASICLIFT™ **MAG-MATE®**

IMI's BasicLift™ is a powerful, no frills permanent ceramic lift magnet perfect for basic flat steel lifting. Featuring a lightweight and durable Stainless Steel design, the BasicLift™ has a full width cam to release the magnet from the steel surface and a tall lift lug for easy use with crane hooks and slings.

The BasicLift™ offers a good value for your dollar with strong lifting capacity and basic lifting features.

Features

- Heat resistant up to 300°F (148°C)
- Lightweight Design
- Durable Stainless Steel Casing
- Large Lift Lug
- Full Width Cam Release
- 2:1 Design Factor
- USA M.A.D.E.™



Model No.	Lift - lbs (kg)	Height (in)	Overall			Ht. (in)	Magnet		Bail Opening		Wt. (lbs)
			Width (in)	Length (in)	Handle (in)		Wd. (in)	Ln. (in)	Height (in)	Width (in)	
BL0400	400 (181)	5-1/2	6-1/2	6-1/2	12	1-5/8	3	4	2-1/4	3	11
BL1000	1000 (453)	5-1/2	6-1/2	9-1/2	12	1-5/8	3	6-1/2	2-1/4	3	17
BL1500	1500 (680)	5-1/2	6-1/2	13-3/4	12	1-5/8	3	10	2-1/4	3	24

Lifting Value in lbs (kg) & *Maximum Sheet Length Due To Sag For Material Thickness For Single Magnet Use

Model No.	3/16" (6' Length)	1/4" (6' Length)	3/8" (8' Length)	1/2" (8' Length)	3/4" (8' Length)	1" (10' Length)	3" (10' Length)
BL0400	375 (170)	400 (181)	400 (181)	400 (181)	400 (181)	400 (181)	400 (181)
BL1000	725 (328)	800 (362)	875 (396)	975 (442)	1000 (453)	1000 (453)	1000 (453)
BL1500	875 (396)	1000 (453)	1400 (635)	1400 (635)	1500 (680)	1500 (680)	1500 (680)

NOTE: Holding Values for the BasicLift™ Magnets are stated at 50% of the actual value. We recommend when lifting sheets over 8', use 2 or more lifts on a spreader bar to prevent sheet flexing, sagging or peel-off. Thin material is susceptible to magnetic bleed through, resulting in two sheets being lifted at once. *These maximum sheet lengths are selected due to the sag characteristics of the specified sheet. The item to be lifted must cover the entire length and width of the magnetic poles to properly engage and release the part.

CREATIVE LIFT® **MAG-MATE®**

Permanent lift magnets are ideal for handling steel plates, die castings, forgings, etc. They eliminate the need for clamping devices, slings or chains. One person can perform operations previously calling for two or more people.

Features

- Non-Marring Roller Cam Release will easily release parts without gouging your valuable materials
- Spring return handle
- Less torque required to release load
- "Jack Screw", Secondary Release
- RFID Enabled
- Lift capacity clearly stated on magnet
- Durable Stainless Steel Casing
- Heat Resistant up to 300°F (148°C)
- 3:1 Design Factor
- USA M.A.D.E.™
- CONFORMS TO ASME B30.20 STANDARDS



Model No.	Lift - lbs (kg)	Height (in)	Overall			Ht. (in)	Magnet		Bail Opening		Wt. (lbs)
			Width (in)	Length (in)	Handle (in)		Wd. (in)	Ln. (in)	Height (in)	Width (in)	
CL0400	400 (181)	6-3/4	7-1/4	7-3/4	16	2-1/2	6-1/2	4	2-1/4	3	21
CL1000	1000 (453)	6-3/4	7-1/4	10-3/4	16	2-1/2	6-1/2	7	2-1/4	3	33
CL1500	1500 (680)	6-3/4	7-1/4	14-3/4	16	2-1/2	6-1/2	10-1/2	2-1/4	3	46
CL2200	2200 (998)	7	10-1/2	15	16	2-1/2	9-3/4	11-1/4	2-1/4	3	69
CL3000	3000 (1360)	7	10-1/2	19-1/4	16	2-1/2	9-3/4	15-1/4	2-1/4	3	92

Lifting Value in lbs (kg) & *Maximum Sheet Length Due To Sag For Material Thickness For Single Magnet Use

Model No.	3/16" (6' Length)	1/4" (6' Length)	3/8" (8' Length)	1/2" (8' Length)	3/4" (8' Length)	1" (10' Length)	3" (10' Length)
CL0400	400 (181)	400 (181)	400 (181)	400 (181)	400 (181)	400 (181)	400 (181)
CL1000	600 (272)	900 (408)	1000 (453)	1000 (453)	1000 (453)	1000 (453)	1000 (453)
CL1500	800 (362)	1000 (453)	1500 (680)	1500 (680)	1500 (680)	1500 (680)	1500 (680)
CL2200	800 (362)	1064 (482)	1725 (782)	2000 (907)	2200 (998)	2200 (998)	2200 (998)
CL3000	800 (362)	1100 (498)	1800 (816)	2700 (1224)	3000 (1360)	3000 (1360)	3000 (1360)

NOTE: Holding Values for the Creative Lift® Magnets are stated at 33% of the actual value. We recommend when lifting sheets over 8', use 2 or more lifts on a spreader bar to prevent sheet flexing, sagging or peel-off. Thin material is susceptible to magnetic bleed through, resulting in two sheets being lifted at once. *These maximum sheet lengths are selected due to the sag characteristics of the specified sheet. The item to be lifted must cover the entire length and width of the magnetic poles to properly engage and release the part.

PERMANENT RARE EARTH LIFT MAGNETS

POWERLIFT[®] MAG-MATE[®]

These compact yet powerful Rare Earth permanent lift magnets can be used on flat or round surfaces and contain an internal release On/Off device that does not contact or damage the surface of the part being lifted. Permanent magnetic lifts eliminate the fear of dropping the load being lifted due to power failures.

The locking system is performed by first pulling on the handle to release the lock pin, then rotating the handle to the desired position. The locking feature prevents the handle from being bumped partially "On" and avoids giving the operator a false feeling that the magnet is holding safely.

Features

- On/Off Rare Earth Permanent Magnet
- Handle locks in both On and Off position
- Lifts flat or round loads (see chart below)
- Easy internal manual release does not contact the load
- RFID Enabled
- Heat resistant up to 180°F (82°C)
- 3:1 Design Factor
- CONFORMS TO ASME B30.20 STANDARDS



Model No.	Lift - lbs (kg)	Overall		Magnet			Handle		Bail			Wt. (lbs)
		Ht. (in)	Ln. (in)	Ht. (in)	Wd. (in)	Ln. (in)	Ln. (in)	Th. (in)	Ht. (in)	Wd. (in)		
PNL0250	250 (113)	6-5/8	5	2-5/8	2-5/8	3-5/8	4	3/16	1-3/8	1-1/2	7	
PNL0800	800 (363)	8-7/8	7-7/8	3-7/8	3-5/8	6-3/8	8	1/2	2-3/8	1-3/4	21	
PNL1600	1600 (726)	8-7/8	10-3/4	4-3/4	4-7/8	9-1/8	9	5/8	3-1/2	2-1/4	51	
PNL2500	2500 (1134)	8-7/8	12-5/8	6-1/2	7-1/8	10-5/8	10-3/4	3/4	4-3/4	3-3/4	122	
PNL5000	5000 (2268)	18	16-1/2	8-3/8	9-1/4	14-7/8	16-3/4	7/8	6	4-3/4	288	
PNL6600	6600 (2993)	22-1/4	20	10-1/4	11-1/4	18-1/16	20-5/8	1-7/16	7-1/4	5-3/4	485	

Lifting Value in lbs (kg) & *Maximum Sheet Length Due To Sag For Material Thickness For Single Magnet Use

Model No.	1/4" (6' Length)	3/8" (8' Length)	1/2" (8' Length)	3/4" (8' Length)	1" (10' Length)	2" (10' Length)	3" (10' Length)
PNL0250	180 (81)	250 (113)	250 (113)	250 (113)	250 (113)	250 (113)	250 (113)
PNL0800	270 (122)	500 (226)	615 (279)	800 (363)	800 (363)	800 (363)	800 (363)
PNL1600	CF	CF	800 (362)	1600 (726)	1600 (726)	1600 (726)	1600 (726)
PNL2500	NA	NA	CF	CF	1490 (675)	2500 (1134)	2500 (1134)
PNL5000	NA	NA	NA	NA	NA	2625 (1190)	5000 (2268)
PNL6600	NA	NA	NA	NA	NA	NA	6600 (2993)

Round Lifting Applications

Model No.	Lift - lbs (kg)	Min. Dia. (in)	Min. Th. (in)
PNL0250	125 (57)	2	1/2
PNL0800	400 (181)	3	1/2
PNL1600	800 (363)	4	1
PNL2500	1250 (567)	5	2
PNL5000	2500 (1134)	14	4
PNL6600	3300 (1496)	CF	CF

NOTE: Holding Values for the PowerLift[®] Magnets are stated at 33% of the actual value. We recommend when lifting sheets over 8', use 2 or more lifts on a spreader bar to prevent sheet flexing, sagging or peel-off. Thin material is susceptible to magnetic bleed through, resulting in two sheets being lifted at once. Round Item Holding Values are based on ideal conditions. Pipe length, wall thickness, diameter and surface condition can all affect the magnet's performance. Please consult the factory before specifying these magnets for use on round materials. *These maximum sheet lengths are selected due to the sag characteristics of the specified sheet. The item to be lifted must cover the entire length and width of the magnetic poles to properly engage and release the part. **CF = Consult Factory NA = Not Applicable (Magnets listed will not turn "ON" on specified material thicknesses.)**

VERSALIFT[™] MAG-MATE[®]

Compact and powerful Rare Earth lift magnet for use on flat or round surfaces. Contains an internal ON/OFF release device that does not contact or damage the surface of the part. More features than other lifts and manufactured in the USA (USA M.A.D.E.™).

Features

- Rare Earth Permanent Magnet with a locking On/Off handle & Test load feature
- Stationary Lift Lug(s) and Vertical Lift Capable using the optional Lift Lug attachment
- RFID Enabled - Embedded RFID Chip
- Supports custom pole shoes (4, 1/4"-20 Tapped Holes, 1/2" deep)
- Lifts flat or round loads (see chart below)
- Heat resistant up to 180°F (82°C)
- 3:1 Design Factor
- CONFORMS TO ASME B30.20 STANDARDS

To operate Test Feature, pull spring loaded handle out and rotate it to the "TEST" position. Lift load approx. 2-3" to verify the magnet has the capacity to lift your load. Once verified, place load back down and turn the handle to the "ON" position. **Never complete entire lift operation in "TEST" position.**



Shown with optional Vertical Lifting Lug attachment

Model No.	Lift - lbs (kg)	Overall		Magnet			Handle		Bail			Lift Lug Adaptor		
		Ht. (in)	Ln. (in)	Ht. (in)	Wd. (in)	Ln. (in)	Ln. (in)	Th. (in)	Ht. (in)	Wd. (in)	Wt. (lbs)	Part No.	Ln. (in)	Wt. (lbs)
VL0600	600 (272)	6-1/2	7	3-3/4	5	5-5/8	6	3/4	2-1/4	1-3/4	20	VLLUG1	4-5/16	1.15
VL1200	1200 (544)	6-1/2	11	3-3/4	5	10	6	3/4	2-1/4	1-3/4	37	VLLUG1	4-5/16	1.15

Horizontal Lifting Value in lbs (kg) & *Maximum Sheet Length Due To Sag For Material Thickness For Single Magnet Use

Model No.	1/4" (6' Length)	3/8" (8' Length)	1/2" (8' Length)	3/4" (8' Length)	1" (10' Length)	2" (10' Length)	3" (10' Length)
VL0600	260 (117)	435 (197)	525 (238)	550 (249)	600 (272)	600 (272)	600 (272)
VL1200	NA	755 (342)	960 (435)	1165 (528)	1200 (544)	1200 (544)	1200 (544)

Horizontal Round Lifting Applications

Max. Lift - lbs (kg)	Max. Lift at Min. Dia. / Th.
300 (136)	130 (58) 2.00 in. / 0.12 in.
600 (272)	600 (272) 4.00 in. / 0.50 in.

Vertical Lift (Flat Only)

Lift - lbs (kg)	Min. Th.
150 (68)	1.00 in.
300 (136)	1.00 in.

NOTE: Holding Values for the VersaLift[™] Magnets are stated at 33% of the actual value. We recommend when lifting sheets over 8', use 2 or more lifts on a spreader bar to prevent sheet flexing, sagging or peel-off. Thin material is susceptible to magnetic bleed through, resulting in two sheets being lifted at once. Round Holding Values are based on ideal conditions. Consult the factory before specifying these magnets for use on round materials. *Max. sheet lengths are selected due to sag characteristics of specified sheet. The item to be lifted must cover the entire length and width of the magnetic poles to properly engage and release the part. **CF = Consult Factory, NA = Not Applicable (Magnets will not turn "ON" with stated thicknesses.)**

MORE MAGNETIC LIFTING SOLUTIONS!

DYNAMICLIFT™ **MAG-MATE®**

These lightweight and powerful Rare Earth permanent lift magnets, featuring Magswitch® technology, can be used on flat or round surfaces and contain an internal release On/Off device that does not contact or damage the surface of the part being lifted. DynamicLifts™ have superior holding on thin gauge ferrous metals.

Features

- On/Off Rare Earth design
- Lifts flat or round loads (see chart below)
- Easy internal manual release does not contact the load
- Heat resistant up to 180°F (82°C)
- Handle locks in "On" position
- 3:1 Design Factor
- CONFORMS TO ASME B30.20 STANDARDS



Model No.	Working Load Limit (WLL)		Overall		Magnet			Handle	Bail			
	LBS	KG	Ht. (in)	Ln. (in)	Ht. (in)	Wd. (in)	Ln. (in)	Ln. (in)	Th. (in)	Ht. (in)	Wd. (in)	Wt. (lbs)
DL0150	150	68.04	9	5	2-3/4	2-1/2	3	2-1/2	1/4	2-1/4	3	6.1
DL0334	334	151.50	9-1/4	6-1/2	3	4	4-1/4	2-1/2	1/4	2-1/4	4	13.3

Model No.	Horizontal Flat Part WLL (lbs (kg)), Min. Steel Thickness & *Max. Length Due To Sag For Single Magnet							Vertical Part Lift (Flat Only)	
	1/4" (6' Lg.)	3/8" (8' Lg.)	1/2" (8' Lg.)	3/4" (8' Lg.)	1" (10' Lg.)	2" (10' Lg.)	3" (10' Lg.)	WLL - lbs (kg)	Min. Thickness
DL0150	150 (68.04)	150 (68.04)	150 (68.04)	150 (68.04)	150 (68.04)	150 (68.04)	150 (68.04)	37.5 (17.01)	1.00 in.
DL0334	275 (124.73)	320 (145.15)	334(151.49)	334(151.49)	334(151.49)	334(151.49)	334(151.49)	83.5 (37.88)	1.00 in.

Model No.	Horizontal Round Part Round Lifting Applications		Maximum WLL at Min. Diameter & Min. Thickness	
	Maximum WLL - lbs (kg)	Minimum Diameter	Minimum Wall Thickness	Maximum WLL at Min. Diameter & Min. Thickness
DL0150	75 (34.02)	2	1/8	65 (29.48)
DL0334	167 (75.75)	4	1/8	100 (45.36)

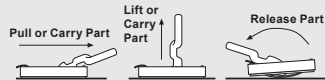

NOTE: Lifting Values for the DynamicLift™ Magnets are stated at 33% of the actual value. We recommend when lifting sheets over 8', use 2 or more lifts on a spreader bar to prevent sheet flexing, sagging or peel-off. Thin material is susceptible to magnetic bleed through, resulting in two sheets being lifted at once. Consult the factory before specifying these magnets for use on round materials. Round Item Lifting Values are based on ideal conditions. Length, wall thickness, diameter and surface can all affect the magnet's performance. *Maximum sheet lengths are selected due to the sag characteristics of the specified sheet. The item to be lifted must cover the entire length and width of the magnetic poles to properly engage and release.

SHEET HANDLER

Protect workers from cuts, slivers, nicks & burns! Use the Magnetic Sheet Handler for steel sheets, plates, hot or oily parts.

Features

- Handle sheets stacked horizontally or vertically
- Increase productivity
- No electricity required



Model No.	Lift - lbs (kg)	Th. (in)	Wd. (in)	Handle Ln. (in)	Ln. (in)	Wt. (lbs)	Max. Penetration (in)
B100	50.0 (22.6)	4	3-5/8	8	6-1/8	3.75	3/16
B250	125.0 (56.7)	4	7-1/4	8	6-1/8	8.25	5/16
B400	200.0 (90.7)	4	7-1/4	8	6-1/8	8.25	5/16
B600	300.0 (136.0)	4	7-1/4	8	6-1/8	8.25	5/16

POWERGRIPS

Our PowerGrip Magnets are an fast, effective and affordable way to move parts from your cutting table.

Features

- Effective holding against shear force
- Welded steel construction
- Strong permanent magnetic material
- Securely grips heavy parts
- 300°F (148°C)




Model No.	Lift - lbs (kg)	Ht. (in)	Wd. (in)	Ln. (in)	Poles	Wt. (lbs)
AC2100WLH	25.0 (11.3)	2	3/4	2-1/8	2	0.40
AC2200WLH	51.5 (23.3)	2-1/4	3/4	4	2	0.75
AC2201WLH	92.5 (41.9)	4	1-7/8	5-1/4	4	2.40

TRIGGER LIFT®

Hand held lift grips parts with an easy to use trigger release.

Features

- One handed operation
- Permanent magnet
- Move parts faster & easier
- Aluminum housing
- Retrieve hot parts from cutting tables
- 300°F (148°C)




Model No.	Lift - lbs (kg)	Ht. (in)	Wd. (in)	Ln. (in)	Wt. (lbs)
B090	50.0 (22.6)	4-13/16	2-3/8	3-3/8	1.50

GRIPSTICK

Lightweight magnetic hand tool for assisting when use of hands to pickup hot or oily parts is not desired. Useful for removing metal parts from presses, cutting tables or CNC machines.

Features

- Provides extra reach
- Cushioned grip and magnet ends are reversible
- 10° angled handle to best suit your application.



Model No.	Magnet Material	Lift - lbs (kg)	Ln. (in)	Wd. (in)	Ht. (in)	Wt. (lbs)
IMPL2100	Ceramic	12.5 (5.6)	14	1-3/8	7/8	0.65
IMPL2104	Rare Earth	43.5 (19.7)	14	1-3/8	7/8	0.65

PERCENTAGE OF STATED LIFTING POWER BY MATERIAL

CARBON CONTENT	LOW CARBON 0.05 - 0.29%	100%
	MODERATE CARBON 0.30 - 0.59%	85%
	HIGH CARBON 0.60 - 0.99%	75%
	HIGHER CARBON = HIGHER RESIDUAL*	

PERCENTAGE OF STATED LIFTING POWER BY SURFACE FINISH

SURFACE FINISH	GROUND SURFACE	100%
	ROUGH MACHINED	100%
	FOUNDRY FINISH	85%
	ROUGH CAST	65%

* HIGH CARBON STEEL (TOOL STEEL) WILL ABSORB MAGNETISM & MAY MAGNETICALLY STICK TO STEEL SURFACES, SUCH AS THE MAGNET, OR ATTRACT FERROUS PARTICLES.

CUSTOM ENGINEERED LIFTING SOLUTIONS ARE AVAILABLE!

INDUSTRIAL MAGNETICS, INC.

1385 M-75 SOUTH • BOYNE CITY, MICHIGAN

888-582-0822 • WWW.MAGNETICS.COM